

**ABOUT TIMES-7**

We are a high-tech company specializing in the design and manufacture of RAIN (UHF) RFID antennas. Founded in 2006, Times-7 has developed the largest portfolio of fixed RAIN RFID reader antennas. Based in Lower Hutt, New Zealand we export all over the world through an authorized network.

Times-7 antennas are famous for their quality and performance.

In addition to our world-class products and in-depth expertise, our customers appreciate Times-7's customer service and technical support.

We are responsive in supporting a large global customer base and ensuring the success of our customer's implementations.

Times-7 Research Ltd  
10 Te Puni Street,  
Petone  
Lower Hutt  
Wellington 5012  
New Zealand

NEW ZEALAND  
P: +64 4 974 6566


USA/CANADA  
P: +1 408 769 5025

E: [sales@times-7.com](mailto:sales@times-7.com)

[www.times-7.com](http://www.times-7.com)



Patent Info: [www.times-7.com/patents](http://www.times-7.com/patents)



Offers true nearfield read zones

3 sizes available

No surface dead zones

Black or white random available

**A1130 TRUE RAIN NEARFIELD™**

The A1130 antenna is part of the True NearField Antenna Series offering a 300 mm square surface with the familiar Times-7 slim profile of just 8.6 mm. This antenna was designed to deal with tricky assets, such as liquids or metals, much like the other antennas in this series.

The A1130 True NearField™ Antenna is explicitly designed for applications, which require “near zone only” tag detection. A near field antenna works well in applications that involve metals, liquid and other challenging materials that are hard to be detected by a far-field antenna. With radiative near-field components and no surface dead spots, the A1130 antenna provides reliable tag reads within a very constricted read zone.

The unique antenna design of the True NearField™ antenna series offers three dimensions. From a compact 150 x 150 mm to a large 300 x 600 mm footprint. Furthermore, they are available in black or white.

The A1130 antenna has integrated mounting holes on the rear side, which can be drilled through for using mounting screws. In addition, this antenna comes with an optional self-adhesive rubber feet kit to stop the antenna from slipping.

**Ordering Information (please quote product code, band and part no.)**

Antenna Product Code	Band	Part No Black	Part No White
A1130	ETSI 865-867 MHz	72022	72025
A1130	FCC 902-928 MHz	72023	72026

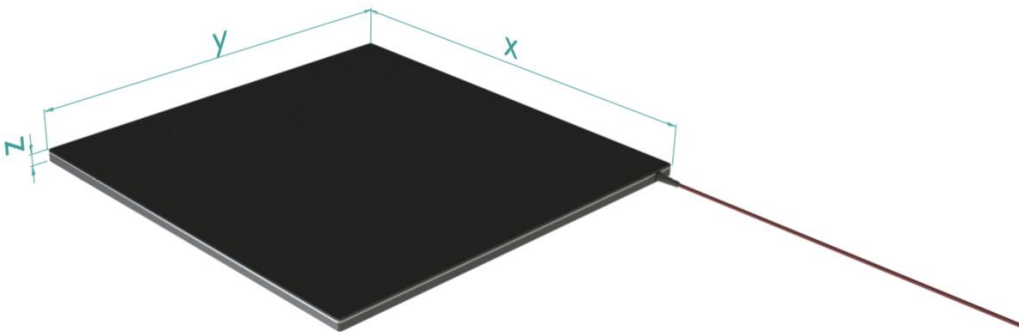
## Physical / Environmental Specifications

Dimensions (L x W x D)	300 mm x 300 mm x 8.6 mm 11.81" x 11.81" x 0.34"
Boxed Unit Dimensions (L x W x D)	335 mm x 315 mm x 35 mm 13.18" x 12.40" x 1.37"
Weight	Net: 0.58 kg / 1.27 lbs. Gross: 0.784 kg / 1.72 lbs.
Radome Material and Color	Fire retardant ABS (available in black and white, see order information)
Environmental Rating	IP54
Operating and Storage Temperature	0° to +50°C / -30° to +50°C +32° to +122°F / -22° to +122°F
Mounting	Integrated mounting holes on the backside of the antenna (refer to mechanical drawings) / Optional rubber feet included (20 x 20 x 1.45 mm)
Connector Type / Position	SMA female side fly lead (482mm, 19" / RG316 cable)

## Electrical Specifications

Frequency Range	865-867 MHz, 902-928 MHz
Polarization	Near Field
VSWR	1.95 typical
Nominal Impedance	50 Ω
Anti-static Protection	Yes, DC Grounded
Antenna Detection	10K Ω Resistance
Maximum Input Power	3 W

## Antenna Planes





## Application examples for the A1130 NF

### Liquids

Choosing the correct antenna is critical when it comes to reading liquid assets. This True NearField reader antennas' intense surface fields can penetrate through liquids. A True NearField antenna will achieve stronger read results because of the close proximity to the tracked item, which means that minimal RF radiation will be absorbed by the liquid.



### Metals

Metal environments affect the performance of far-field antennas in such a way, that it lowers the gain or reflects the RF energy, resulting in an inconsistent and unpredictable read range and read losses. These issues can be avoided by using near-field antennas, due to the fact, that these antennas operate using the magnetic field on the antennas surface only.



### Shelving

The proximity read range of near-field antennas used in shelving applications allows for tracking items on each individual shelf avoiding stray reads in neighboring shelves or items which are passing by. This allows for a more defined and focused read area, in which you gain visibility over the items that you want to track.



## Mounting Information


The A1130 *True-NearField*™ antenna can be flush mounted on flat surfaces using mounting screws or VESA mounted using the mounting plates designed for the NearField™ Antenna Series. Each antenna provides mounting holes, which are only visible on the rear side of the antenna.

These holes can be drilled through without damaging the product or interfering with the performance. For further assistance please go to our [mounting guide](#).

If drilling through the surface of the antenna is not an option, each antenna is provided with a self-adhesive rubber feet kit. These can be attached over the integrated mounting holes to stop the antenna from slipping.



Integrated Mounting Holes



Self-Adhesive Rubber Feet

## Installation Instructions

- Ensure that only finger tightness is used for the SMA connector. Use of tools to tighten the connector will apply excessive force and will damage the connector.
- Avoid any load or bending force from the cable on the connector.

## Order Information

***When ordering A1130 NF antenna please quote the product code, band & part no.***

Antenna Product Code	Band	Part No Black	Part No White
A1130	ETSI 865-867 MHz	72022	72025
A1130	FCC 902-928 MHz	72023	72026

*When ordering cable accessories please quote the product code, cable type, & part no.*

Antenna Product Code	Band / Model	Part No. Black	Part No. White
A1115	ETSI 865-867 MHz	72027	72029
A1115	FCC 902-928 MHz	72028	72030
A1163	ETSI 865-867 MHz	72031	72033
A1163	FCC 902-928 MHz	72032	72034

Cable Accessories Product Code	Cable Type	Part No. Black	Part No. White
Cable 2 m, SMA to RPTNC	T7 195 / 240 / 400	71436 / 71782 / 72042	N/A
Cable 4 m, SMA to RPTNC	T7 240 / 400	71784 / 72043	N/A
Cable 6 m, SMA to RPTNC	T7 240 / 400	71904 / 72044	N/A
Cable 8 m, SMA to RPTNC	T7 240 / 400	71788 / 72045	N/A

View the Times-7 Cable Accessory datasheet [here](#).

For additional information such as RoHS, CE, REACH or CAD models please contact us at [sales@times-7.com](mailto:sales@times-7.com).

The technical data contained in this publication is not a guarantee for which Times-7 Research Ltd assumes legal accountability. It is indicative of typical performance, and if required should be relied on for specific applications only after due verification.

All technical data, specifications and other information contained herein are deemed to be the proprietary intellectual property of Times-7 Research Ltd. No reproduction, copy or use thereof may be made without the express written consent of Times-7 Research Ltd.

Times-7, and the stylized T-7 Antennas logo are trademarks or registered trademarks of Times-7 Research Ltd. All other trademarks are the property of their respective owners. ©2022 Times-7 Research Ltd. All rights reserved. Specifications are subject to change without notice.

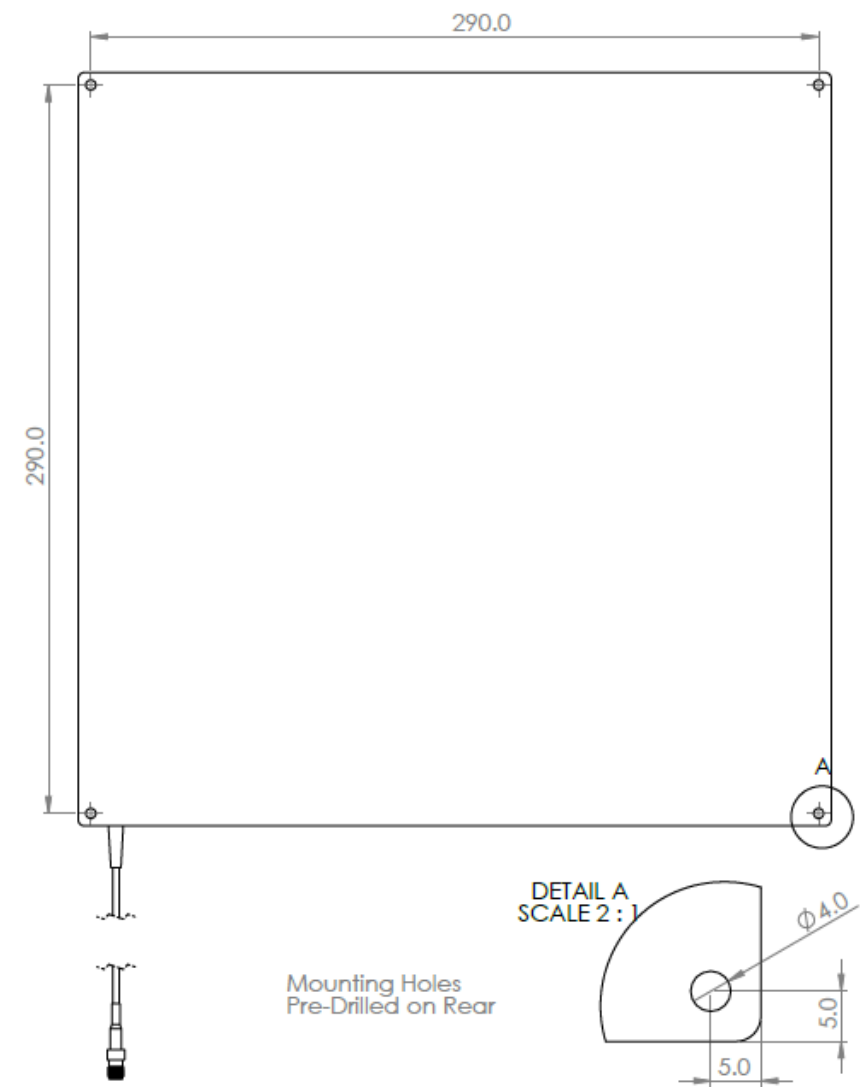

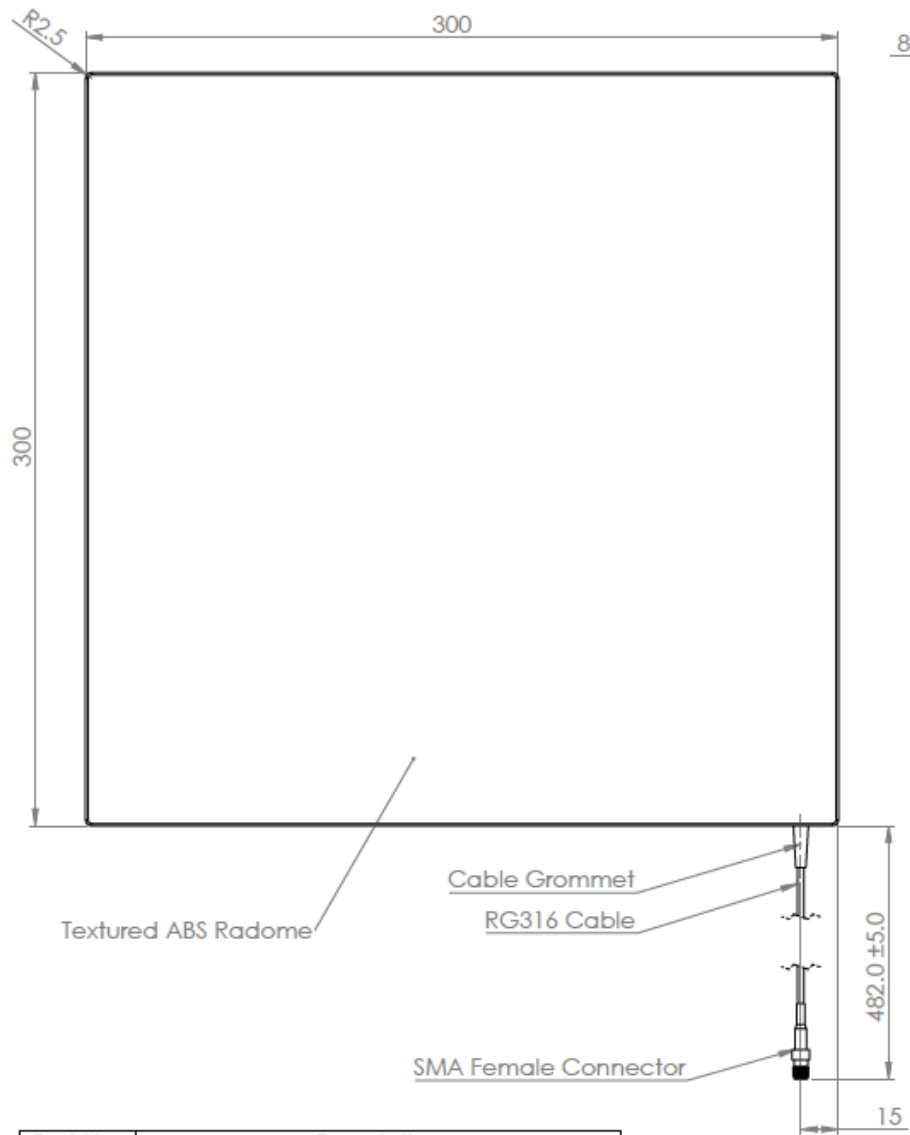
Datasheet V1-09/21-5020MR

# Mechanical Drawing for the A1130 Near Field Antenna



TOP VIEW

BOTTOM VIEW



Part No.	Description
72022-FG	A1130 Antenna ETSI - BLACK
72023-FG	A1130 Antenna FCC - BLACK
72025-FG	A1130 Antenna ETSI - WHITE
72026-FG	A1130 Antenna FCC - WHITE

<small>THE INFORMATION CONTAINED IN THIS DRAWING IS THE SOLE PROPERTY OF TIMES-7 LTD. ANY REPRODUCTION IN PART OR AS A WHOLE WITHOUT THE WRITTEN PERMISSION OF TIMES-7 IS PROHIBITED.</small>	<small>DIMENSIONS ARE IN mm</small> <small>UNLESS OTHERWISE SPECIFIED TOLERANCES:</small> <small>ONE PLACE DECIMAL ± 0.5</small> <small>TWO PLACE DECIMAL ± 0.05</small>	
	DRAWN C Wilson	SIGNATURE 
APPROVED R Lopez	SIGNATURE 	DATE 01/04/2019

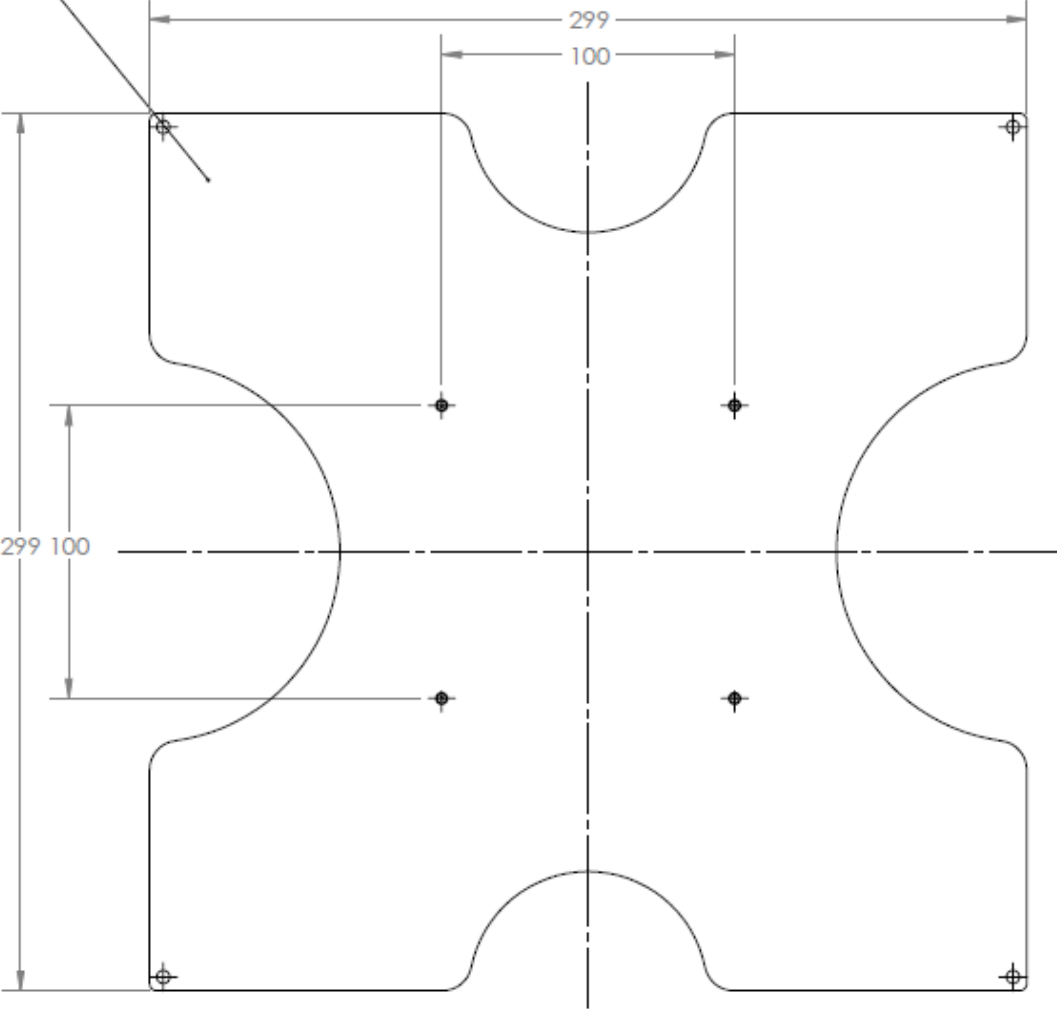
DESCRIPTION A1130 Near Field Antenna		
SIZE <b>A3</b>	PART NO. See Table	REV <b>A</b>
DO NOT SCALE DRAWING		SHEET 1 OF 1



Mechanical Drawing for the A1130 Mounting Plate



White Powdercoated Aluminium



4x M4 VESA Studs